

# <SPECIFICATION>

SPEC.No. ASDIQ-SPE-146(02)  
Date: Jun.02,2022

To :

CUSTOMER'S PRODUCT NAME

ASDI PRODUCT NAME:

SPI12575N-SERIES

## RECEIPT CONFIRMATION

UNCONDITIONAL CONSENT

--

CONDITIONAL CONSENT

--

APPROVED

--

CHECKED

--

## ASDI SIGNATURE

APPROVED	CHECKED	PREPARED
Xianglong Li	Liang Wang	Jiayin Cai



Xiamen ASDI Electronics Co.,Ltd.



## CAUTION WHEN HANDLING

Before use the products, please read this specification.

## CAUTION FOR SAFETY USING

When use the products, be careful to mentioned below for safety using.

### CAUTION

\*The product should be used within 12 monthes.

Focus on the storage conditions.

Solderability may become weak if it exceeds the period.

\*Do not use and store the product in condition of gas corrosion  
(Salt,Acid,Alkaline).

\*The products must be preheated before soldering.

The operating temperature including self-generated heat must be within  $-40 \sim +125^{\circ}\text{C}$ .

\*Rework by soldering iron;Please keep the mentioned conditions in this specification.

\*In case of insert P.C. Board on chassis, do not add mechanical stress to the product.

\*Be careful to arrange of non-magnetic field type inductors.

The error may be caused by magnetic field coupling.

\*In case handle the products, please use wrist strap for ground static discharge on human body.

The product keeps away from magnet or magnetized things.

\*Do not use the product beyond the mentioned conditions in this specification.

\*About an application

The products listed on this specification sheet are intended for use in general electronic equipment

(AV equipment, telecommunications equipment, home appliances, amusement equipment, computer equipment, personal equipment, office equipment, measurement equipment, industrial robots) under a normal operation and use condition.

\*The products are not designed or warranted to meet the requirements of the applications listed below, whose performance and/or quality require a more stringent level of safety or reliability, or whose failure, malfunction or trouble could cause serious damage to society, person or property. Please understand that we are not responsible for any damage or liability caused by use of the products in any of the applications below or for any other use exceeding the range or conditions set forth in this specification sheet.

1)Aerospace/Aviation equipment

6)Transportation control equipment

2)Military equipment

7)Power-generation control equipment

3)Seabed equipment

which directly endanger human life

4)Safety equipment

8)Atomic energy-related equipment

5)Medical equipment

9)Other applications that are not considered general-purpose applications

If you intend to use the products in the following applications, please contact our sales office.

Transportation equipment (cars, electric trains, ships, etc.), Public information-processing equipment, Electric heating apparatus / burning equipment, Disaster prevention/crime prevention equipment

When using this product in general-purpose applications, you are kindly requested to take into consideration securing protection circuit/equipment or providing backup circuits, etc., to ensure higher safety.

CUSTOMER

ASDI PART No.  
SPI12575N-SERIES

CUSTOMER'S DWG NO.

1.INDEX

Listed item	Attachment&Tables	Page
1.Features	Please see (1)	3/5
2.Dimensions	Please see (2)	3/5
3.Part Numbering	Please see (3)	3/5
4.Electrical Specifications	Please see (4)	3/5
5.Reliability Tests	Please see (5)	4/5
6.Packaging Information	Please see (6)	5/5
7.Note	Please see (7)	5/5

2.Manufacturing Location

China

DWG.NO. ASDIQ-SPE-146(02)

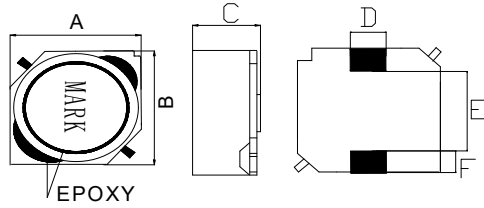
PAGE  
2/5

(1)Features

- 1.This specification applies Low Profile Power Inductors.
- 2.100% Lead(Pb) & Halogen-Free and RoHS compliant.



(2)Dimensions



UNIT: mm

Series	A	B	C	D	E	F
SPI12575N	12.5±0.3	12.5±0.3	7.5±0.35	3.0REF	8.5REF	2.0REF

(3)Part Numbering

**SPI**      **12575**      **N**      -      **100**      **M**  
 A              B              C                              D              E  
 A: Series  
 B: Dimension  
 C: Control S/N  
 D: Inductance              100=10μH  
 E: Inductance Tolerance      M= ±20%;

(4)Electrical Specifications

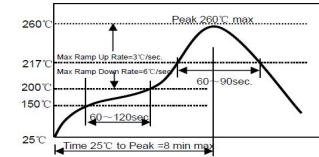
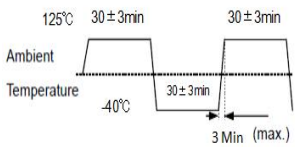
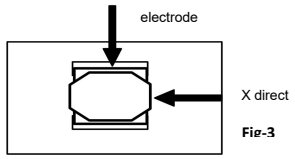
Table 1

ASDI Part Number	Inductance (μH)	Tolerance (%)	Test Frequency (Hz)	DCR (Ω) Max	I sat(A) L/L0:30% MAX	Irms(A) (The temperature rises to 40℃MAX)
SPI12575N-100M	10	±20%	100KHZ/0.25V	19	5.4	4.5
SPI12575N-220M	22	±20%	1KHz/1V	28	4.0	4.0
SPI12575N-330M	33	±20%	100KHZ/0.25V	52	3.2	3.0
SPI12575N-470M	47	±20%	100KHZ/0.25V	65	2.9	2.7
SPI12575N-151M	150	±20%	1KHz/1V	175	1.5	1.6

Note:

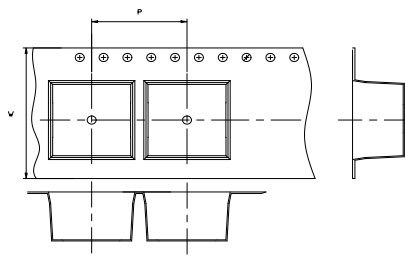
Isat: Based on inductance change ( $\Delta L/L0: \leq -35\%$ ) @ ambient temp. 25℃  
 Irms: Based on temperature rise ( $\Delta T: 40\text{℃ typ.}$ )

(5)Reliability Tests

Test item	Performance	Test details
Resistance to Soldering Heat	1.No visible mechanical damage 2.Inductance change: Within $\pm 5\%$	1.Solder on PCB to Reflow test Peak Temp. $260\pm 5^{\circ}\text{C}$ 5~10 secs.;2 times..Re-flowing Profile: Please refer to Fig-1 2.Test board thickness: 1.5mm 3.Test board material: glass epoxy resin 4.The specimen shall be stored at standard atmospheric conditions for 1 hour, after which the measurement shall be made.product showed no damage under microscope. (for microscope of Shun Yu SZM-45 20X)  <b>Fig-1</b>
High Temperature	1.No visible mechanical damage 2.Inductance change: Within $\pm 10\%$	1.Temperature: $125\pm 2^{\circ}\text{C}$ 2.Duration: 1000 hours 3.The specimen shall be stored at standard atmospheric conditions for 1 hour, after which the measurement shall be made.
Steady damp-heat	1.No visible mechanical damage 2.Inductance change: Within $\pm 10\%$	1.Temperature: $85^{\circ}\text{C}$ 2.Humidity: 85% RH 3.Duration:1000 hours 4.The specimen shall be stored at standard atmospheric conditions for 1 hour, after which the measurement shall be made.
Mechanical Vibration	1.No visible mechanical damage 2.Inductance change: Within $\pm 10\%$	1.Frequency: 10HZ~55HZ~10HZ/Min Cycles 2.Amplitude: 1.5 mm 3.Directions: X,Y,Z 4.Time: 2 hours in each directions (total of 6 hours)
Thermal Shock	1.No visible mechanical damage 2.Inductance change: Within $\pm 10\%$	1.Temperature and time: $-40\pm 2^{\circ}\text{C}$ for $30\pm 3$ min→ $125\pm 2^{\circ}\text{C}$ for $30\pm 3$ min please refer to Fig-2 2.Transforming interval: Max. 3 Min 3.Tested cycle: 1000 cycles 4.The specimen shall be stored at standard atmospheric conditions for 1 hour, after which the measurement shall be made.  <b>Fig-2</b>
Terminal strength	1.The peak thrust is greater than 10N	1.The electrode of the inductor is soldered to the PCB, to Fig-3 Then apply a force in the X direction of the arrow. 2.10N force. 3. Keep time: $10(\pm 1)$ s 4.The first test is OK, and the force was applied until the peak value of the product peeling. The test speed was set in the range of 3 ~ 8 mm/min.  <b>Fig-3</b>
Salt Spray	1.No visible mechanical damage 2.Inductance change: Within $\pm 10\%$	1.Salt concentration: $(5 \pm 1)\%$ (mass percent) 2.pH value:6.5 - 7.2 3.temperature: $35 \pm 2^{\circ}\text{C}$ 4.humidity: 85% 5.time: 24 hours 6.in normal temperature and humidity for 1 ~ 2 hours, testing inductance, the inductance value change can not be more than before test $\pm 10\%$ .

(6)Packaging Information

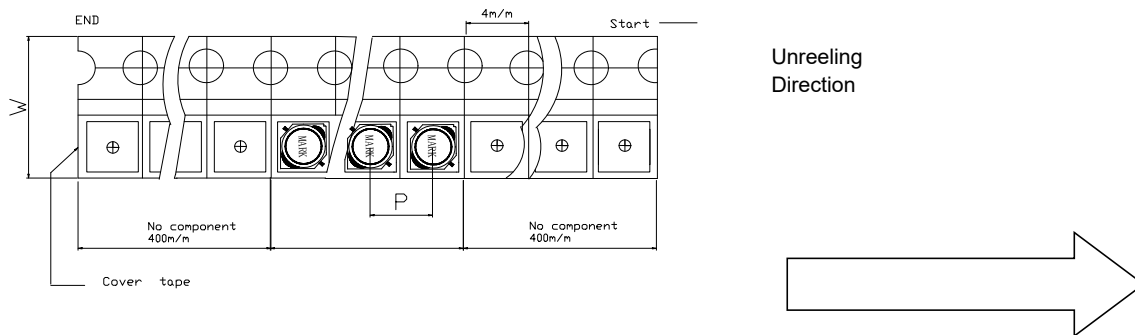
6-1,carrier tape dimensions(mm)



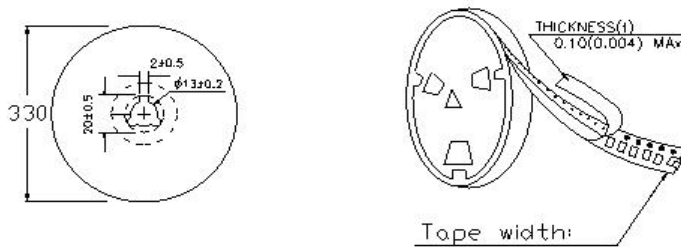
W	24
P	16

Note: After the tape is woven, the outermost layer of the reel is 400mmMIN, and the innermost layer is 400mmMIN.

6-2,Taping Dimensions



6-3,Reel Dimensions(mm)



6-4,Packaging Quantity

Type	Chip / Reel
SPI12575N	500pcs/Reel

(7)Note

·Storage Conditions

To maintain the solderability of terminal electrodes:

1. ASDI products meet IPC/JEDEC J-STD-020D standard-MSL, level 1.
2. Temperature and humidity conditions: Temperature: 5 to 30deg.C, Humidity: 75% Max.
3. Recommended products should be used within 12 months form the time of delivery.
4. The packaging material should be kept where no chlorine or sulfur exists in the air.

·Transportation

1. Products should be handled with care to avoid damage or contamination from perspiration and skin oils.
2. The use of tweezers or vacuum pick up is strongly recommended for individual components.
3. Bulk handling should ensure that abrasion and mechanical shock are minimized.

DWG.No.	ASDIQ-SPE-146(02)	PAGE 5/5
---------	-------------------	-------------